

focus on the fiber arts

VOLUME 2 ISSUE 4 April 2014



Notes from Nancy

The April meeting of the Guild is sure to be a learning experience for most of us as Sandee Jaastad teaches us how to knit a "mosaic" stitch. What to bring to knit along is found elsewhere in the newsletter.

Jane T. and Becky are talking to members who might be willing to serve as officers for the coming year, beginning July 1. If you are able to serve, give one of them a call. Elections will be held in May.

And, I hope you are all diligently working on your challenge items for the May meeting, to recycle, repurpose, reuse in some creative way. The winner of the challenge gets a ticket to the luncheon in October.

One item we will discuss is how much the Guild would like to provide for scholarships, and parameters for awarding the scholarships. And don't forget to bring you show and tell!

Carol Ann Waugh Workshops for Fashion Show

The Fashion Show Committee needs you all to help make a decision. If you would please look at Carol Ann Waugh's website and you tube video that I have added and attached to the end of this email, then decide if you are interested in the workshop(s) in order for Carol to block out the appropriate days on her calendar. For the workshops, they will be on Thursday, October 16th and/or Friday, October 17th between 9 and 4 each day. There will be an hour break for lunch, however, Carol will be on hand to answer questions during this time. The fee will be \$750 for each class for up to 20 students. The Stupendous Stitching workshop has an added fee of \$15.00 per student for the materials kit that is required. The Stitch and Slash workshop does not have a kit fee. If you are interested in only one workshop, please choose which one. Also, if you will REPLY ALL, everyone will get an idea of how many of you are interested.

Carol will send a supply list once the contract is signed. Also, you will need to bring a sewing machine. If you have any other questions, please do not hesitate to ask.

We appreciate your prompt response.

Thanks so much,
Donna Childers

<http://www.carolannwaugh.com/>

<http://www.abuzzgallery.com/>

<http://www.youtube.com/watch?v=3g7fKxhXEM>

Meeting

Friday, April 4, 2014

Bank of the West

Salida

146 G Street

Salida, CO 81201

Social Time: 9:30

Wear your nametag

Coffee and Refreshments –
bring your mug

Meeting: 10:00

Welcome

Minutes from the last meeting

News and Events

Chance to Volunteer and Become
Involved

Program 11:00


Sandee Jaastad will teach "What is Mosaic Stitch"? Sandee will present this decorative knitting stitch, its background and some examples. She will also give instruction for a small sample. If you'd like to participate, please bring two colors of yarn, both of the same weight, and needles appropriate to the yarn. The sample will be worked back and forth, so any type of needles will work.

Don't miss learning a new creative technique!

Show and Tell 11:30

Refreshment Reminders

April: Kaye Miller



Mission: To support the education of members, to encourage public awareness of the quality and creativity expressed in all forms of fiber arts and to establish a sense of community amongst the membership.

Heart of Colorado FiberArts Guild Meeting Minutes March 7, 2014

The meeting was called to order at 10:00 a.m. by President Nancy McAninch. New members this month are Ginny Price and Janey Redetzke.

Nancy asked for changes or additions to last month's minutes. There being none, she requested that the minutes for February be approved as printed in the newsletter. Minutes were approved unanimously.

Announcements:

Nancy reminded the group that membership dues are \$12.50 for the rest of the guild year.

Nominating Committee (Jane Templeton and Becky Longberg) is still seeking candidates for president, vice president, secretary/treasurer, newsletter editor and program organizer.

Salida Fiber Festival update—Kaye Miller moved the Guild have a booth in this year's Fiber Festival to sell finished items made by Guild members. Jane Templeton seconded the motion, which passed unanimously. Becky Longberg volunteered to make a Silent Auction donation article for which the Guild would repay her. Sheryl Campbell pointed out that as the Guild will have two booth spaces, two donation items would be expected. Janey Redetzke volunteered to make the second item. Sheryl announced that classes would be offered at this year's Festival and asked Guild members to consider teaching or to recommend teachers that she might contact.

Fashion Show—Donna passed the volunteer form around again. She announced that Carol Ann Waugh will be our guest artist and is willing to do two classes (two full days) on Thursday and Friday of Fashion Show week. Jane Steiner announced her yarn dying group meeting and open house at her farm on Wednesdays.

Program:

Candace Weiss, Connie Bauer and Elizabeth Shelby presented art quilts they have made and discussed some of their techniques.

Show and Tell:

Candace—announced the Penguin Foundation's need for sweaters for rescued birds.

Elizabeth—pink sleeveless sweater made from merino/silk yarn.

Sheryl—dark magenta alpaca/wool man's sweater with hoodie.

Janet Yinger—green shawl made of handspun yarn; skeins of handspun yarn.

Miki Russell—beaded necklaces

Jane Templeton—pink sweater for 5-year-old grandniece; crocheted Minion; green woven shawl.

Kaye—quilted wallhanging, gold/black; jump-ring chain mail jewelry.

Carolee Litvay—knitted hat; pink scarf; dog hair pincushion.

Nancy—mink/wool jacket.

The meeting was adjourned at 11:30 a.m.

Respectfully submitted,

Elizabeth Shelby Secretary/Treasurer

Treasurer's Report

Period ending February 28
Elizabeth Shelby

Beginning balance	\$3,465
Deposits	210
Checks written	(402)
Ending balance	\$3,273

Name Your Fiber Arts

basketry
felting
knitting
needle arts
paper/book arts
dyeing
mixed media
surface design

quilting
sculpture
wearable art
weaving
collage
encaustic
mixed media
and more.

Art Clothing Paintstiks Program

When: Thursday, March 27, 1pm to 3pm or so

Where: Bank of the West basement

How much: \$20 per participant

Who: Kristi Ketchum

What:

Participants should bring:

- Clothes you don't mind potentially and permanently embedding paint flecks into and/or an apron.
- A small Swiss-army style knife.
- Any additional pre-washed and pressed fabrics you might want to try the Paintstiks on. There are a few limitations: fabrics that require dry cleaning or that have been treated with a stain repellent are not suitable.
- Any items that could substitute as a rubbing plate or stencils. I do not recommend stamps – they don't transfer well and the Paintstiks gum up your stamps.
- **And most importantly** "I can't screw up, I'm just playing" attitude!!

Class structure:

I will start with a couple of samples of finished products and an overview of how Paintstiks work generally and how they can be used, followed by examples of direct application techniques.

We'll move on to a discussion/demonstration of rubbings and give everyone a little playtime with the rubbing plates and Paintstiks.

Next will be a discussion/demo on masking and again some playtime.


Following will be a discussion/demo on using stencils, followed by a more extended playtime to combine all the techniques demonstrated.

We'll wrap up with a discussion on cleanup and making your designs completely permanent.

I will provide a document for those in attendance covering the key points of what they learned as well as sourcing information for products and project ideas

Kristi Ketchum

719-221-5264 cell



TACtile

Textile Arts Center
Rocky Mountain Region



Please Visit Us!


Thursday - Saturday

12 noon - 5:00 pm

Free parking, WiFi

near Evans & Quebec

@Jewell and Quince [MAP](#)



March 21st - April 26th

Steampunk Returns to Tactile!


Steampunk:

Mechanical Science meets Victorian Romance.

Steamed is getting up a head of steam and is pulling around the bend and into TACtile. TACtile is once again presenting the unique fashions and designs of Steampunk. We are assembling a unique collections of clothing, jewelry and even snow globes all with a Steampunk theme.



Join us on Friday March 21st from 4p.m. to 7p.m., for our Open House and to meet the artist of this gallery display. We will have wine and snacks built around a Victorian theme.





Membership Application Form

Name_____

Address_____

City_____Zip Code_____

Phone_____Cell_____

Email (required to receive newsletter)_____

Fiber interests: (please check all that apply)

- ☐ wearable art ☐ sewing ☐ weaving ☐ spinning ☐ quilting ☐ knit-
ting ☐ crocheting ☐ papermaking ☐ beading ☐ basketry ☐ rug-hooking
☐ mixed media ☐ encaustic ☐ dyeing
☐ other_____

I would like to volunteer to help the Guild with:

- ☐ the annual Fashion Show
☐ the annual Rock Day
☐ the annual Stash Sale
☐ anything (just let me know how I can serve the Guild)

Please print and complete this form and send your \$25 check for membership to:

Elizabeth Shelby, Treasurer
104 Creekside Court
Buena Vista, CO 81211